

## OPERATING INSTRUCTIONS

For maximum performance, operating and maintenance instructions must be adhered to.

### Crimping (For 2.5mm, 3.15mm, 4mm, 5mm & Barbed Wire Crimps)

- Slide the crimp sleeve onto the wire until 6mm (1/4") of wire is past the sleeve. Push the joining wire the same distance through the opposite side of the joiner.
  - Open the jaws of the crimp tool and place the correct crimp notch over one end of the crimp sleeve. The jaws should overlap the end and sit at right angles to the wire and crimp sleeve. (use small crimp notch for 2.5mm crimp sleeves, and the large crimp notch 3.15, 4mm, 5mm, electric and Barbed Wire Crimps).
  - Compress handles to crimp.
  - Slide the crimp jaw along the crimp sleeve and repeat 4-6 times. Make sure that each crimp bite overlaps the last, leaving no shoulders to ensure maximum joint strength.
- For electric wire tap connecting, thread the connecting wire into the Electric Crimp hole and push the line wire into the open side of the crimp. For EzeCrimp and UltraCrimp, commence crimping using the large crimp notch as shown on page 2. Strainrite Crimp sleeves used on 2.5mm - 4mm (12 1/2 - 8 swg) wire exceed breaking strain with the exception of 4mm (8swg) high tensile wire. In this case, two 4mm crimp sleeves are required to exceed breaking load of wire. (Wire should be free of oxidation and contamination)
- NOTE:** For optimum crimp strength and ease of crimping, make a larger number of crimp operations. This results in a stronger joint and much less load on the operator.

### Staple Pulling

- Carefully align and close the tip of the jaws on the staple, avoid the fencing wire beneath.
- Lever the EzePull up or down to pull the staple out. This is easiest with a single hand on one grip, freeing the other hand to hold a post, batten or wire.
- Do not** use jaw hook to lever out large gate latch staples as this will cause handle to break off.

### Cutting

- For cutting wire prior to joining, simply place the cutting face over the wire and compress the handles. For close trimming, the tips of the jaws (staple puller) can be used.
- Wire cutting faces are not suitable for cutting nails, bolts or for gripping or levering action.

### Cable Stripping

- To strip Under Ground or Lead Out Cable with EzePull and EzeCrimp, align the cable with the wire strip notch and close the wire notch on the cable by closing the handles. Rotate the tool to cut. Relax handle slightly, then pull to remove insulation. For the UltraCrimp, align cable with wire strip notch and close wire notch on the cable by opening the handles. Relax handle slightly, then pull to remove insulation.

### Important:

Due to high bearing loads, all pins and joints must be oiled regularly to prevent premature wear.

### Jaw Adjustment

Jaws must be adjusted periodically to ensure correct pressure on sleeves.

### To adjust:

- Loosen locking screw (nearest to the hand grips)
- Open Jaws. Turn the adjusting screw clockwise in increments of 20° until 3-4kgs (7-9lbs) is required to close the jaws. Bathroom scales are a convenient way of gauging pressure. Place one handle in the centre of scales and press the other handle down while reading the scale.
- Re-tighten the locking screw.

### Warranty

The Strainrite EzePull, EzeCrimp and UltraCrimp are under warranty for two years from the date of purchase subject to the following.

- \*The tool must be used on fencing wire only.
- \*The tool must be oiled and adjusted regularly
- \*The tool must not be used for hammering or striking.
- \*The tool must not be thrown or dropped on hard surfaces.
- \*The tool must be used as per operating instructions.

The hardened tool Steel Jaws of the EzePull, EzeCrimp and UltraCrimp tool may be damaged if abused in the above manner. Operated correctly, the tool will give many years of faithful service.

**WARRANTY CLAIMS:**  
Faulty tools must accompany all warranty claims



**ROBERTSON ENGINEERING LIMITED**  
75 - 81 MONTGOMERY CRESCENT • PO BOX • UPPER HUTT • WELLINGTON • NEW ZEALAND  
PHONE +64 4 524 9027 FAX +64 4 526 5236 TOLL FREE 0800 266 258 www.strainrite.co.nz

# EZEPULL Fencing Tool Product Range



- \* Best Quality Materials
- \* Top Performance
- \* Designed By a Farmer For Farmers

Exclusively distributed by



DEMAND Genuine Strainrite EzePull Tools & Crimp Sleeves.  
Available Through All Leading Rural Sector Stockists

**ROBERTSON ENGINEERING LTD**  
PH +64 4 524 9027 TOLL FREE 0800 266 258  
Email: sales@robeng.co.nz www.strainrite.co.nz

## History Of EzePull Tools

EzePull fencing tools have been household names for NZ farmers and fencing contractors alike for over two decades. Chris Johnstone, designer and manufacturer of the EzePull Fencing Tool Range won an innovation award at the 1986 National Fieldays for revolutionary agricultural fencing application with his first commercial EzePull tool.

From his Te Rapa factory, Chris is personally responsible for the manufacturing process and strict quality control that has earned the EzePull Tool range an unrivalled reputation for design and quality.

With a farming background and keen interest in engineering, Chris continues refining the 100% NZ made EzePull tool range further towards perfection, while also developing new products, such as the EzePull 5in1 Ultracrimp (Launched 07' National Fieldays) and crimp sleeves with water resistant grit adhesive for installation in all weather conditions.

Each year, Chris and fellow Strainrite staff perform regular interactive hands-on demonstrations of the EzePull Tool and Crimp Sleeve Range for the public at numerous Fielday events. Chris Johnstones EzePull Tool range is marketed throughout New Zealand as part of the Strainrite Fencing equipment range, and is available from all leading rural sector stockists.



### RANGE OF EZEPULL PRODUCTS

**EZEPULL 4 in 1 FENCING TOOL - Compact unit for general fence work**  
Original EzePull Fencing Tool for staple pulling, wire cutting, wire stripping, and wire joining. Hardened cutlery grade stainless steel jaws, lightweight and compact, comfortable rubber grips, strong double action with over-centre lever for superior strength crimps. Joins wire with **2.5mm crimps only**. Part No.FEZ00050

**EZECRIMP 3 in 1 FENCING TOOL - Specialised crimping**  
Original EzeCrimp crimping and electric fencing tool for wire cutting, wire stripping, and wire joining. For use with **2.5mm, 3.15mm, 4mm, 5mm electric and barbed wire crimps**. Heat treated tool steel jaws, lightweight and compact, comfortable rubber grips, strong double action with over-centre lever for superior strength crimps. Part No FEZ00055

### EZEPULL ULTRACRIMP 5 in 1 MULTI TOOL

The Genuine EzePull Fencing Tool that does it all: Staple pulling, wire cutting, wire stripping, and joining of **all common fence wire sizes**. Constructed from time tested hardened cutlery grade stainless steel jaws, lightweight and compact, comfortable rubber grips, strong double action with over-centre lever for superior strength crimps. Part No FEZ00060



## CRIMP SLEEVE RANGE

- 2.5mm** For joining 1.6mm - 2.5mm wire. (16 - 12.5 gauge).
- 3.15mm** For joining 3.15mm - 3.2mm (10 gauge) & 1.6mm high tensile barbed wire.
- 4.0mm** For joining 3.55mm - 4.00mm wire (9 to 8 gauge) & 2.00mm high tensile barbed wire.
- Barbed** For Joining 2.5mm (12.5 gauge) mild steel barbed wire.
- Electric** For 'clamping' electrified wires to existing 1.6mm - 2.5mm (16 - 12.5 gauge) fence wire. *Not suitable for joining two wires in tension.*



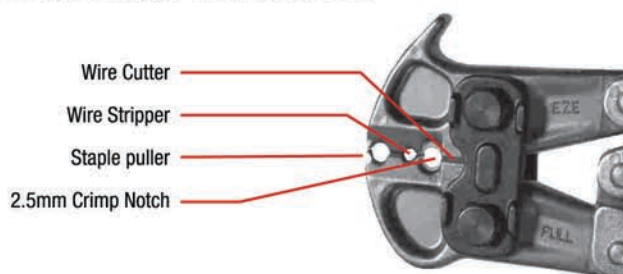
**NEW 5.00mm**  
For joining 2.50mm mild steel barbed wire (12 1/2 gauge) & 7 gauge wire.

**EZEMATE CHAIN DIVERTER**  
Easily fitted to any chain strainer. High strength galvanised steel. Creates extra room allowing better and faster wire joins and eliminates risk of tool damage. Part No FEZ00100

## EZEPULL TOOL OVERVIEW

### EzePull - 4 in 1 Fencing Tool

- Crimps Strainrite 2.5mm Crimp Sleeves only
- Staple pulling
- Wire cutting
- Wire stripping of Under Ground Cable

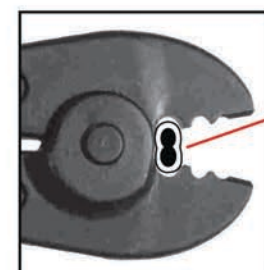


2.5mm Crimp Sleeve. Aligned Correctly

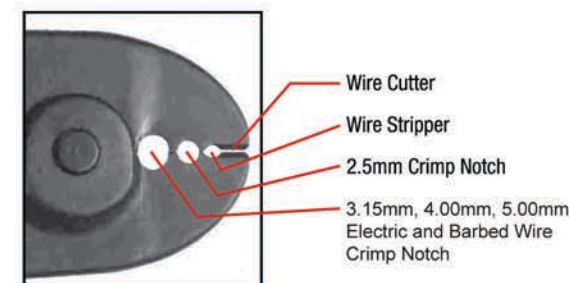


### EzeCrimp - 3 in 1 Fencing Tool

- Crimps Strainrite 2.5 - 5.00mm Crimp Sleeves
- Crimps Strainrite Barbed and Electric Crimp Sleeves
- Wire cutting
- Wire stripping of Under Ground Cable



4.00mm Crimp Sleeve. Aligned Correctly



Wire Cutter  
Wire Stripper  
2.5mm Crimp Notch  
3.15mm, 4.00mm, 5.00mm Electric and Barbed Wire Crimp Notch

### UltraCrimp - 5 in 1 Multi Tool

- Crimps Strainrite 2.5 - 5.00mm Crimp Sleeves
- Crimps Strainrite Barbed and Electric Crimp Sleeves
- Staple pulling
- Wire cutting
- Wire stripping of Under Ground Cable



4.00mm Crimp Sleeve. Aligned Correctly

